



OGMORE VALE PRIMARY SCHOOL
GOVERNORS' REPORT TO PARENTS
2015-2016

In pursuant to section 94 of the School's Standards and organisation (Wales) Act 2014 no requests for a parents' meeting were received.

Together We Soar to Success

The governors would wish to begin the report by thanking all the staff of the school for all their hard work on behalf of the pupils. They would also like to congratulate everyone on another very successful year for the school.

MEMBERS OF THE GOVERNING BODY

Clerk to Governors:

Simone Delaney

Chair of Governors:

Cllr Della Hughes

Appendix A provides the full list of Governors of the school

ACTION AS A RESULT OF ANY RESOLUTIONS PASSED AT THE LAST MEETING

There were no resolutions passed at the last meeting.

ELECTION OF PARENT GOVERNORS

Details of vacancies for Parent Governors resulting from the School Standards Framework Act 1998 will be circulated.

GOVERNORS' TRAVEL AND SUBSISTENCE

No travel or subsistence allowances were claimed by any School Governors.

WELSH LANGUAGE USE

Ogmore Vale Primary School is an English medium school. The linguistic background of the school is such that all of our pupils enter school with no bilingual competence. All pupils are taught Welsh as a second language in accordance with the Foundation Phase and the National Curriculum and the use of everyday Welsh language is encouraged in all aspects of school life.

OUR CURRICULUM

At Ogmore Vale, children are helped to make the most of their abilities, to develop the skills of communication, number, information and communication technology as well as thinking, creative and problem solving skills. They are prepared to become independent, life long learners.

There are thirteen mainstream classes with our Observation Class in Foundation Phase and LRC Class in Key Stage 2. In both Key Stages there are mixed year group classes. Teachers plan in teams to ensure children receive similar learning experiences. Classes are well supported with Learning Support Officers.

All children study the full range of subjects included in the Foundation Phase and the National Curriculum.

NATIONAL LITERACY AND NUMERACY FRAMEWORK

In September 2013 the Welsh Government's Literacy and Numeracy Framework became statutory. Further information regarding the framework and your children's progress against it will be shared at parents' meetings.

SPECIAL EDUCATIONAL NEEDS POLICY

The school's Special Educational Needs Policy is available from the school on request. It can be summarized as follows: The School's policy for the identification, assessment and provision for pupils with Additional Learning Needs is consistent with the requirements of the Special Educational Needs Code of Practice for Wales issued by the Welsh Assembly Government in January 2002.

Our SEN policy statement explains agreed procedures for identifying, assessing and teaching children with special educational needs. Each child has an individual education plan with specific learning objectives and targets which are regularly monitored. Parents and pupils are included in the regular review meetings which focus on pupil progress and future educational provision.

The school has been recognised as providing outstanding provision for pupils with SEN.

Professional Support has been sought and provided by the Local Education Authority in the form of educational psychologists as well as specialists in provision for pupils with Specific Learning Difficulties, Visual, Hearing, Speech and Language and Motor Impairment.

PROGRESS ON THE STRATEGIC EQUALITY PLAN

Objective	Progress
<ul style="list-style-type: none">• Reduce gaps in attainment between boys and girls.	Teaching strategies have been reviewed. Data gathering tools e.g. INCERTS have been introduced
<ul style="list-style-type: none">• Implement New Welsh Government Anti-bullying Guidance.	Anti- Bullying policy has been developed
<ul style="list-style-type: none">• Improve access to information and physical access to school.	Accessibility plan in place
<ul style="list-style-type: none">• Raise awareness of equality and diversity issues.	Ongoing

ARRANGEMENTS FOR DISABLED PUPILS

The school has access for disabled pupils. The school would make arrangements in consultation with the LEA to ensure that provision is made for pupils with disabilities wherever reasonably possible.

SUMMARY OF CHANGES TO THE PROSPECTUS

The school prospectus has been updated in line with changes to personnel, performance data and dates. It is available on the school website and from the office.

COMMUNITY LINKS

The school is proud of its work with all agencies linked to the school.

Including:

- Year 6 pupils attended the Crucial Crew day held by the South Wales Police School team. They were also very successful in the annual Road safety Quiz.
- The Bridgend Road Safety Team conducted the *KerbCraft* programme in Class 2
- The Police liaisons Team have conducted their schools programme.
- Strong partnership with Active Young Persons Partnership (AYYP)
- Developing links with Flying Start

SPORTING AIMS AND ACHIEVEMENTS

The school aims to use sport to develop healthy lifestyles and self-confidence in our pupils. In addition to timetabled PE and games lessons the school has a commitment to providing a range of team building activities.

This year the school had Netball and Rugby, Basketball, Football teams. Each of these teams took part in matches and tournaments against other local schools and we also took part in the local swimming gala. The rugby team won the Bridgend Schools tournament and our Captain went on to Captain the Bridgend District team that also won the inter schools tournament against Cardiff Districts. All pupils in years 4,5 & 6 received swimming lessons.

Children are encouraged to be active both within the taught timetable and during breaks and lunchtimes.

HEALTHY EATING IN SCHOOL

The school promotes a healthy attitude to life including healthy eating. Pupils are encouraged to eat fruit daily and avoid sugary drinks. Drinking water is available to all pupils.

SESSION TIMES

Morning Session

Foundation Phase – 8.45am to 12.30pm
 Key Stage 2 - 8.45am to 1.10pm

Afternoon Session

Foundation Phase – 1.45pm to 3pm
 Key Stage 2 – 1.55pm to 3pm

Home times

2.45 pm - Nursery
 3pm - Reception, Year 1, 2, 3, 4, 5 and 6.

TERMS AND HOLIDAY DATES: 2015/16

Term	Term Begins	Mid term holiday		Term Ends	Days
		Begins	Ends		
Autumn Term 2015	Tuesday 1 September 2015	Monday 26 October 2015	Friday 30 October 2015	Friday 18 December 2015	74
Spring Term 2016	Monday 4 January 2016	Monday 15 February 2016	Friday 19 February 2016	Thursday 24 March 2016	54
Summer Term 2016	Monday 11 April 2016	Monday 30 May 2016	Friday 3 June 2016	Wednesday 20 July 2016	67
Total:					195

ATTENDANCE RECORDS

Attendance information (the number of unauthorised absences and authorised absences in the reporting school year expressed as a % of the total number of possible attendances in that year.)

2015-16 Overall			
	%Authorised absences	%Unauthorised absences	%Attendance
Autumn	4.6	1.3	94.1
Spring	4.5	1.2	94.3
Summer	4.1	2.6	93.3
Total	4.4	1.8	93.8

ACTION TAKEN TO REVIEW SCHOOL POLICIES AND STRATEGIES

Members of staff review policies on a regular basis and strategies outlined in the School Development Plan are reviewed by the Governing Body in termly meetings.

TOILET PROVISION

There is adequate provision of toilet facilities for pupils, located in five different areas of the school. One of these is exclusively for the use of the nursery class. The toilets are checked frequently during the school day and any operational or cleanliness issues are addressed promptly by the site staff.

SCHOOL PERFORMANCE INFORMATION

The most recent school comparative information in relation to the school's performance in end of foundation phase and key stage assessments published by the Welsh Ministers on DEWi. Appendix D

TARGETS FOR THE NEXT 3 YEARS

Information about any targets set by the governing body in respect of the performance of pupils and for reducing the level of unauthorised absences is included as Appendix C.

Appendix A: Ogmore Vale Primary School Governing Body

Name	Capacity	
Mrs Vivienne Thomas	Head Teacher	
Mr Huw Daniel Vice Chair	Community	Community Representatives are invited to join the Governing Body by other members due to their specialist skills which are felt to add to the expertise of the body as a whole.
Cllr D Parker	Community	
Mr H C Davies	Community	
Cllr W Lewis	Community	
Cllr Della Hughes Chair of Governors	LEA	These representatives are appointed by the Local Education Authority.
Cllr M G Jones	LEA	
Mr N Burnap	LEA	
Mrs S Sweeney	Parent	These representatives are elected by parental vote.
Mrs N Lewis	Parent	
Mrs A Carson	Parent	
Mrs J Delve	Parent	
Mrs G Squire	Staff	Elected from the Non-teaching staff by the Non-teaching staff.
Mr K Whaley Mrs S Roderick	Teacher	Elected from the teachers by the teachers.

Appendix B:

<u>FINANCIAL STATEMENT 2015/16</u>			
	SCHOOL: <u>OGMORE VALE PRIMARY</u>		
<u>EXPENDITURE</u>			£
<u>EMPLOYEES</u>			
	TEACHERS	841738	
	SCHOOL SUPPORT WORKERS	80889	
	CLERKS AND CLASSROOM SUPPORT	351082	
	SICKNESS AND MATERNITY INSURANCE	12075	
	STAFF TRAINING	14579	
	OTHER COSTS eg POLICE CHECKS	748	
		1301111	
<u>PREMISES AND RELATED COSTS</u>			
	GROUNDS MAINTENANCE	1319	
	REPAIRS, ETC TO BUILDINGS	13746	
	ENERGY	31576	
	RATES	33740	
	WATER SERVICES	4201	
	FIXTURES AND FITTINGS	382	
	CLEANING AND DOMESTIC SERVICES	2610	
	SPECIAL PERILS/ALL RISKS	679	
		88253	
<u>TRANSPORT AND RELATED COSTS</u>			
	USE OF DISTRICT FACILITIES	3038	
	SCHOOL ACTIVITIES TRANSPORT	0	
	CAR ALLOWANCES/STAFF TRAVEL	163	
		3201	
<u>SUPPLIES AND SERVICES</u>			
	CAPITATION (TEACHING MATERIALS)	43173	
	SCHOOL MEAL COSTS	98394	
	ICT RELATED COSTS	15953	
	PRINTING, STATIONERY ETC	7085	
	TELEPHONES/BROADBAND	540	
	INSURANCE	2862	
	POSTAGE	96	
	SERVICE LEVEL AGREEMENT	15610	
	TRADE WASTE	1760	
	LEASING	1546	
	MISCELLANEOUS EXPENDITURE	1347	
		188366	
<u>INCOME</u>			
	WELSH GOVERNMENT GRANTS	209389	
	OTHER SCHOOL GRANTS	22182	
	SCHOOL MEAL INCOME	60285	
	SUPPLY COVER INCOME	575	
	AFTER SCHOOL CLUB INCOME	9419	
	COMMUNITY USE OF PREMISES	945	
		302795	
<u>NET SCHOOL EXPENDITURE</u>		1278136	

Appendix C: Targets set by the Governing Body

Foundation Phase

Subject	Target 2016	Actual 2016	Comment	Target 2017
LLC	89.5%	90	exceeded	74
MD	89.5%	90	exceeded	72
PSD	93.7	94	exceeded	92.5
FPOI	87.5	87.5	Met	70

Key Stage 2

Subject	Target 2016	Actual 2016	Comment	Target 2017	Target 2018
English	95	95	MET	88	86
Mathematics	91	91	MET	88	81.8
Science	91	91	MET	88	84
CSI	91	91	MET	88	81.8

ATTENDANCE TARGETS 2015/2016

School: Ogmore Vale Primary School, Bridgend

School Year	Attendance Target %
2015/2016	95
2016/2017	95.5
2017/2018	96

We narrowly missed our target this year (94.8%)

Appendix D: SCHOOL PERFORMANCE INFORMATION

This report uses data for 2015 for LA and Wales comparative information

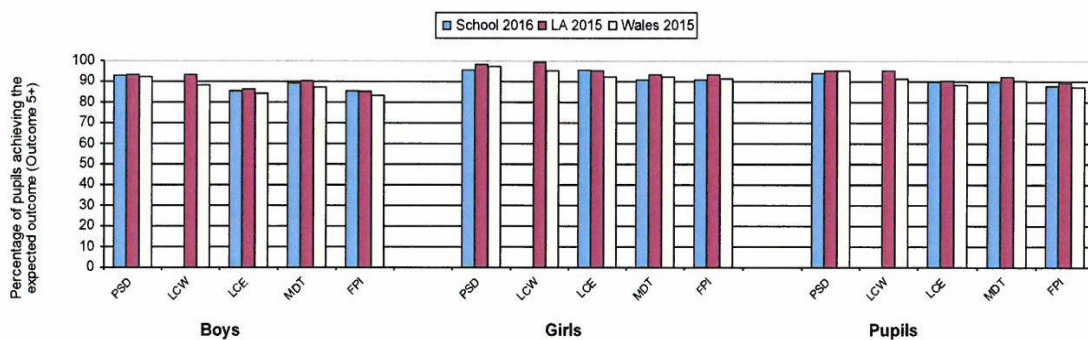
Ogmore Vale Primary School
Bridgend

LA/School no: 672/2369

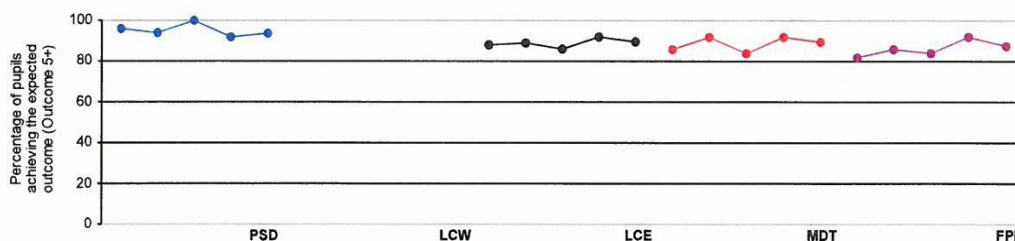
School comparative information: Foundation Phase Outcomes 2016

Percentage of boys, girls, and pupils achieving at least the expected outcome (Outcome 5+):

	Boys			Girls			Pupils		
	School 2016	LA 2015	Wales 2015	School 2016	LA 2015	Wales 2015	School 2016	LA 2015	Wales 2015
PSD	93	93	92	95	98	97	94	95	95
LCW	0	93	88	0	99	95	0	95	91
LCE	85	86	84	95	95	92	90	90	88
MDT	89	90	87	90	93	92	90	92	90
FPI	85	85	83	90	93	91	88	89	87



School Performance over time (2012 - 2016)



Notes:

- = No historical data available
- Areas of learning: PSD = Personal and social development, well-being and cultural diversity; LCW = Language, literacy and communication skills (in Welsh); LCE = Language, literacy and communication skills (in English); MDT = Mathematical development; FPI = Foundation Phase Indicator. To achieve the FPI, a pupil must achieve at least the expected outcome (Outcome 5+) in both PSD and MDT and either LCW or LCE.
- If there were no pupils eligible for assessment in a subject for a particular year the graph will discontinue and show a gap for that year.

This report uses data for 2015 for LA and Wales comparative information

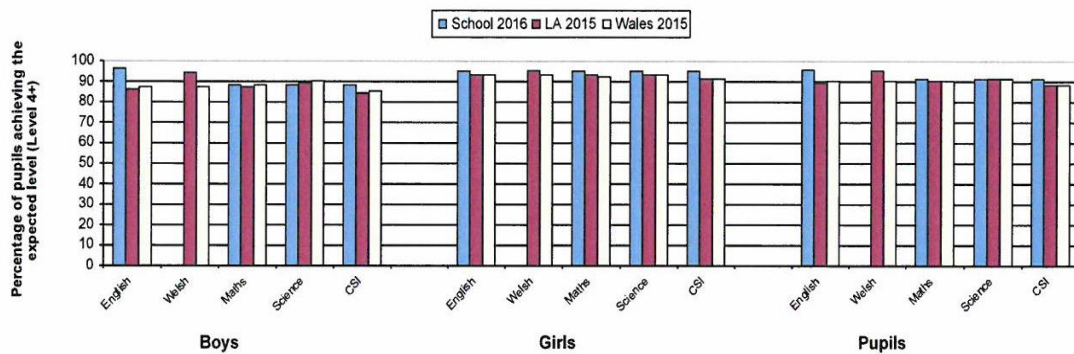
Ogmore Vale Primary School
Bridgend

LA/School no: 672/2369

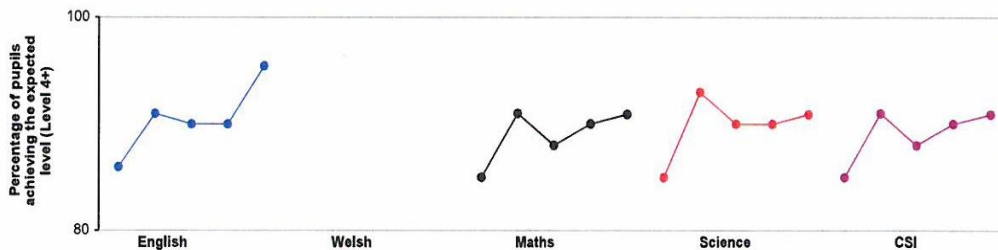
School comparative information: National Curriculum Assessments 2016
Key Stage 2

Percentage of boys, girls, and pupils achieving at least the expected level (Level 4+):

	Boys			Girls			Pupils		
	School 2016	LA 2015	Wales 2015	School 2016	LA 2015	Wales 2015	School 2016	LA 2015	Wales 2015
English	96	86	87	95	93	93	95	89	90
Welsh	0	94	87	0	95	93	0	95	90
Maths	88	87	88	95	93	92	91	90	90
Science	88	89	90	95	93	93	91	91	91
CSI	88	84	85	95	91	91	91	88	88



School Performance over time (2012 - 2016)



Notes:

1. Figures for Welsh refer to attainment in Welsh first language only.
2. CSI = Core Subject Indicator. To achieve the CSI a pupil must achieve at least the expected level 4 in both Mathematics and Science and either English or Welsh first language.
3. If there were no pupils eligible for assessment in a subject for a particular year the graph will discontinue and show a gap for that year.